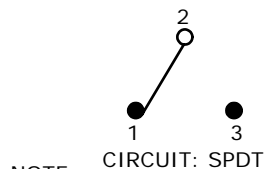
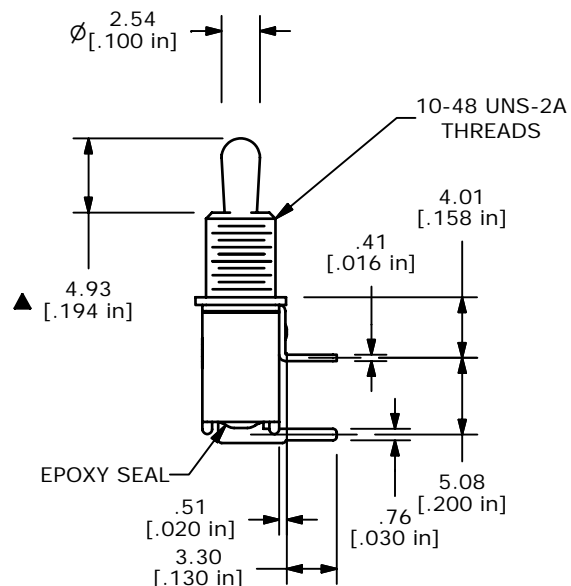
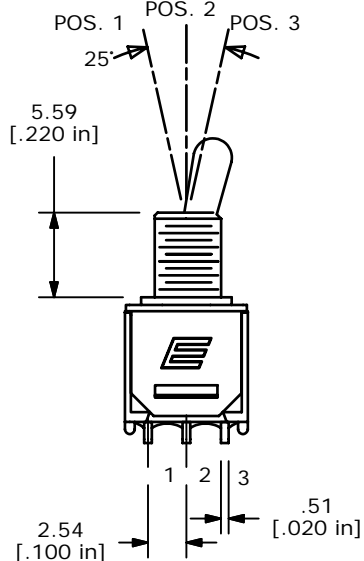


ISOMETRIC

SWITCH FUNCTION		
POS. 1	POS. 2	POS. 3
ON	OFF	(ON)
2-3	OPEN	2-1

(ON)=MOMENTARY



NOTE:

1. ALL DIMENSIONS IN MM [INCH]
2. GENERAL TOLERANCE: X.X=±0.4
X.XX=±0.25
3. TERMINAL NUMBERS FOR REF ONLY
- ▲ 4. PLATING MATERIAL: SILVER
5. RATING: 3A@ 120VAC OR 28VDC
1A@ 250VAC
6. ELECTRIC LIFE: 30,000 MAKE-AND-BREAK CYCLES AT FULL LOAD.
7. INSULATION RESISTANCE: 1,000 MΩ MIN.
8. DIELECTRIC STRENGTH: 1,000 V RMS @SEA LEVEL.
9. OPERATING TEMP.: -30°C to 85°C
10. ▲ DENOTES CRITICAL PARAMETER.

E-SWITCH®

TITLE 200MSP5T2B1M6QE

A	15027	RELEASED FOR PRODUCTION	6/24/05	JB
REV	PCR NO	DESCRIPTION	DATE	BY

SCALE	DATE	DR	DWG	REV
2:1	6/24/2005	JB	T205001	A

THE INFORMATION CONTAINED IN THIS DOCUMENT IS PROPRIETARY TO E-SWITCH AND IS NOT TO BE COPIED OR TRANSFERRED